



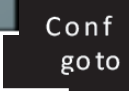


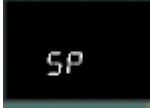




Set up max temperature for Eurotherm:

1. Push and hold  for few seconds
 - a. LEVEL 1 GO TO will appear – Hold the button until LEVEL 3 GO TO appears
- 

2. When "Level 3 GO TO " is displaying on the screen push the up arrow 
 - a. CONFIG GO TO will appears
 - b. Wait few second and enter code "111"
 - c. After entering correct code "Conf" should be displayed
- 

3. Push  menu button 5 times until "SP" appears on the controller
- 
4. Push the enter button  4 times. Parameter SP.Hi. should appears
 5. Using arrows change max. Temperature.
 - a. Wait 2 seconds. Value should flash few times. It means that controller accept changes.
 6. Hold menu button  until ConF GOTO menu appears.
 7. Push up arrow fast to jump to Level 1.
 - a. At this moment controller should restart and run "venting procedure"
 8. Your max. Temperature should be change. Please check it.